

This article was downloaded by:

On: 24 January 2011

Access details: *Access Details: Free Access*

Publisher *Taylor & Francis*

Informa Ltd Registered in England and Wales Registered Number: 1072954 Registered office: Mortimer House, 37-41 Mortimer Street, London W1T 3JH, UK



Journal of Macromolecular Science, Part A

Publication details, including instructions for authors and subscription information:

<http://www.informaworld.com/smpp/title~content=t713597274>

The Copolymerization of Alkenes with Maleic Anhydride

M. Rätzsch^a

^a Institute of Polymer Technology Academy of Sciences of the GDR, Dresden, German Democratic Republic

To cite this Article Rätzsch, M.(1987) 'The Copolymerization of Alkenes with Maleic Anhydride', Journal of Macromolecular Science, Part A, 24: 5, 517 – 526

To link to this Article: DOI: 10.1080/00222338708068138

URL: <http://dx.doi.org/10.1080/00222338708068138>

PLEASE SCROLL DOWN FOR ARTICLE

Full terms and conditions of use: <http://www.informaworld.com/terms-and-conditions-of-access.pdf>

This article may be used for research, teaching and private study purposes. Any substantial or systematic reproduction, re-distribution, re-selling, loan or sub-licensing, systematic supply or distribution in any form to anyone is expressly forbidden.

The publisher does not give any warranty express or implied or make any representation that the contents will be complete or accurate or up to date. The accuracy of any instructions, formulae and drug doses should be independently verified with primary sources. The publisher shall not be liable for any loss, actions, claims, proceedings, demand or costs or damages whatsoever or howsoever caused arising directly or indirectly in connection with or arising out of the use of this material.

THE COPOLYMERIZATION OF ALKENES WITH MALEIC ANHYDRIDE

M. RÄTZSCH

Institute of Polymer Technology
Academy of Sciences of the GDR
8010 Dresden, German Democratic Republic

ABSTRACT

The investigations presented deal with the experimental results of the copolymerization of maleic anhydride (MAN) with alkenes. The course of the reaction is explained by the overall rate of the copolymerization (v_{BR}), which correlates with the solution viscosity of the copolymer, and the dependence of the v_{BR} maximum on the mole ratio of the monomers at constant total monomer concentration. The use of solvents with increasing donor power leads to increased complexing of the free MAN molecules and of the MAN radical chain ends. The results demonstrate that, for low 1-alkenes, the addition of the MAN chain radical is the rate-determining step of the copolymerization. As the substituents on the olefinic double bond become larger or the double bond shifts to the 1,2-position, the addition of MAN to the hydrocarbon radical becomes more and more the rate-determining step. On the other hand, an increase of the CT complexation of the MAN polymer radical by use of donor solvents decreases the alkene addition rate.

INTRODUCTION

Our investigation started with the results of our work in 1975 on the copolymerization of cyclopentene (CP), norbornene (NB), and dihydrodicyclopentadiene (DHDCP) with MAN. These results were not published because of difficulty in interpretation. Our more recent investigations and the increased

understanding of these copolymerizations have made it possible to include the former results and to interpret them. The interpretation gives the dependence of the polymerization rate (ν_{B_T}) on the nature of the solvent and that of the position of the maximum of ν_{B_T} on the monomer concentration ratio at constant total concentration.

EXPERIMENT

The copolymerization was performed under nearly complete exclusion of oxygen since oxygen effects have been shown to be significant in the case of the copolymerization of styrene with MAN [1]. The polymerization experiments were performed in a special dilatometer with mercury as sealing fluid, the manipulation having been described previously [2].

MAN was purified by distillation under inert gas and subsequent sublimation in vacuo. Hydrolysis of MAN was avoided by this method since the influence of maleic acid on the copolymerization rate has been demonstrated [3]. Before use, the alkenes were distilled over sodium under inert gas. The solvents dichloroethane (DCE), acetone (AC), and cyclohexanone (CH) were dried over calcium hydride and P_2O_5 , respectively, and then fractionated.

The conditions of the copolymerization are shown in the corresponding figures and tables. The resulting copolymers were precipitated with isopropanol or in *n*-heptane at about -20°C , treated repeatedly with dry *n*-heptane, and dried at 50°C to constant weight in vacuo.

EXPERIMENTAL RESULTS

In Table 1, relative copolymerization rates ν_{B_T} are shown for constant reaction conditions for the copolymerization of MAN with CP, NB, and DHDCP in different solvents. These results show (Fig. 1) a linear dependence of ν_{B_T} on the donor power (DP) of the solvent, whereas there is no influence of the dielectric constant (DC) of the solvent (Fig. 1). Table 2 shows that the activation energies (E_A) rise with increasing DP of the solvent and decreasing ν_{B_T} .

Figures 2 to 4 show the overall polymerization rates of CP, NB, and DHDCP in toluene, dioxane, and methyl ethyl ketone (MEK) as functions of the monomer ratio at constant total monomer concentration. A shift of the ν_{B_T} maximum can definitely be recognized when going from CP to DHDCP. Accordingly, it can be concluded that, for every monomer, the

TABLE 1. Dependence of the Polymerization Rate on the Donor Power (DP) of the Solvent

Solvent	DP	ν_{B_r} , %/min		
		CP/MAn	NB/MAn	DHDCP/MAn
Chloroform	0	0.283	0.101	0.023
Toluene	10	0.173	0.056	0.005
Dioxane	~15	0.10	0.052	^a
Methyl ethyl ketone	17	0.079	0.049	0.004
Tetrahydrofuran	20	0.016	Traces	Traces
Dimethylformamide	26.6	—	—	—

^aNot performed.

absolute value of ν_{B_r} decreases and its maximum shifts to lower MAn concentrations with increasing DP of the solvent. To confirm this result, detailed investigations were performed of the copolymerization of MAn with ethylene (Et), propylene (Pr), isobutene (IB), 4-methylpentene-1 (4-MP-1), 2,4,4-trimethylpentene-1 (2,4,4-TMP-1), 2,4,4-trimethylpentene-2 (2,4,4-TMP-2), and, for comparison purposes, with styrene (St) and isobutyl vinyl ether (IBVE). Figure 5 shows the change in ν_{B_r} during the copolymerization of MAn with Pr, IB, St, and IBVE at a constant total monomer concentration in DCE. Except with Pr, all ν_{B_r} maxima are at a mole ratio of about 0.5. The high ν_{B_r} of IB, which lies above that of St and IBVE, is surprising.

Table 3 shows the ν_{B_r} values of the solution copolymerization of the different alkenes at the maximum, the position of the maximum, and the reduced viscosities as relative measures of the molecular weights. Again, the high ν_{B_r} and the corresponding high reduced viscosity of the IB/MAn copolymer are striking. Insignificant deviations of ν_{B_r} and reduced viscosity are shown by 2,4,4-TMP-1. Apart from these deviations, both ν_{B_r} and the reduced viscosity decrease with increasing steric hindrance of the alkene. The maximum of the ν_{B_r} curves shifts with increasing steric hindrance of the alkenes from the alkene excess range to the MAn excess range. In solvents with higher DP, as, for example, acetone (AC) for 2,4,4-TMP-1 and cyclohexanone for IB, the direction of the shift changes. These results correspond to the results of the copolymerization of MAn with CP, NB, and DHDCP, as discussed above.

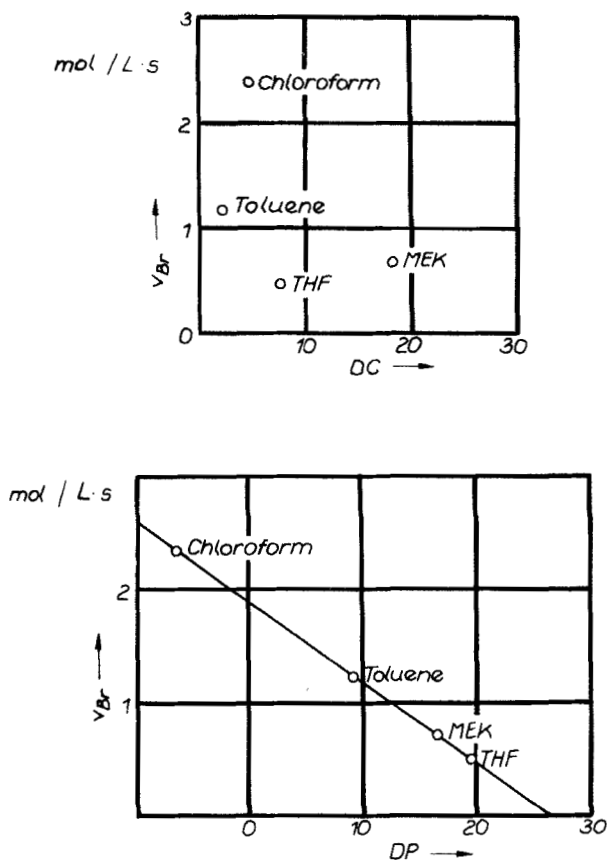


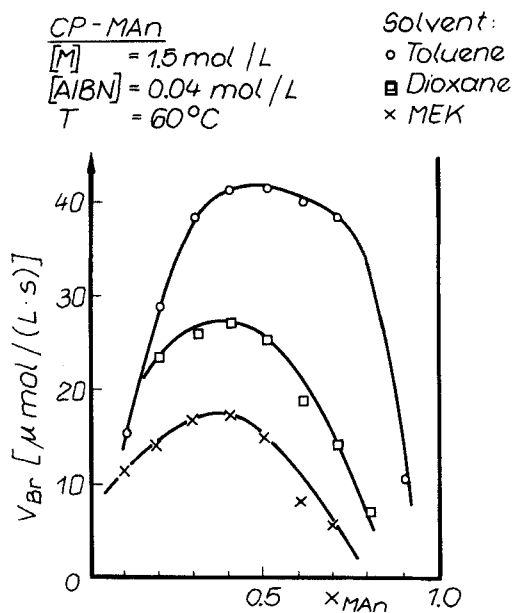
FIG. 1. Dependence of the relative copolymerization rates v_{Br} in solution on the dielectric constant (upper figure) and on the donor power (lower figure) of the solvent.

DISCUSSION

We interpret the variation of v_{Br} on the donor power (DP) of the solvent in Fig. 1 as due to charge-transfer (CT) complexation of the MAN radical chain ends by the solvent, which increases with the DP of the solvent. The influence of the complexation of the free MAN by the solvent on v_{Br} is, indeed, not separable from the influence of the complexation of the MAN chain end, but

TABLE 2. Dependence of the Relative Overall Rate of the Copolymerization of Cyclopentene with MAn (ν_{Br}) and the Activation Energy (E_A) on the Donor Power (DP) of the Solvents

Solvent	DP	E_A , kcal/mol	ν_{Br} , %/min
Chloroform	0	12.5	0.28
Toluene	10	14.0	0.17
Dioxane	15	19.0	0.10
Methyl ethyl ketone	17	20.5	0.08
Tetrahydrofuran	20	22.0	0.02


 FIG. 2. Dependence of the overall copolymerization rates ν_{Br} of cyclopentene (CP) on the monomer composition at constant total monomer concentration in toluene, dioxane, and methyl ethyl ketone (MEK).

$[NB] + [MAN] = 1.5 \text{ mol / L}$
 $[AIBN] = 0.04 \text{ mol / L}$
 $T = 60^\circ\text{C}$

Solvent:
 × Toluene
 ○ MEK

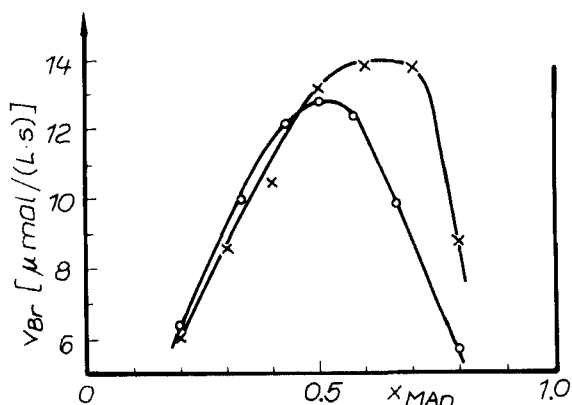


FIG. 3. Dependence of the overall copolymerization rates v_{Br} of norbornene (NB) on the monomer composition at constant total monomer concentration in toluene and methyl ethyl ketone (MEK).

$[DHDCP] + [MAN] = 1.5 \text{ mol / L}$
 $[AIBN] = 0.04 \text{ mol / L}$
 $T = 60^\circ\text{C}$

Solvent:
 × Toluene
 ○ MEK

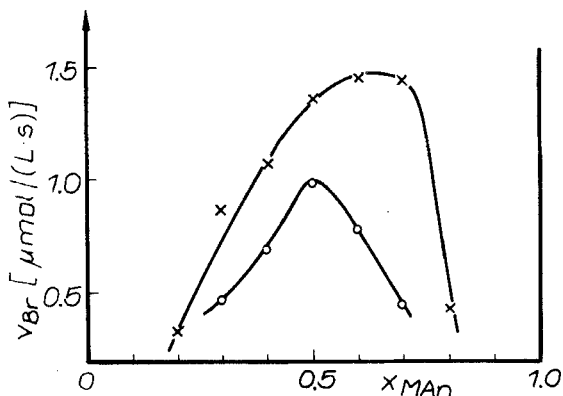


FIG. 4. Dependence of the overall copolymerization rates v_{Br} of dihydrodicyclopentadiene (DHDCP) on the monomer composition at constant total monomer concentration in toluene and methyl ethyl ketone (MEK).

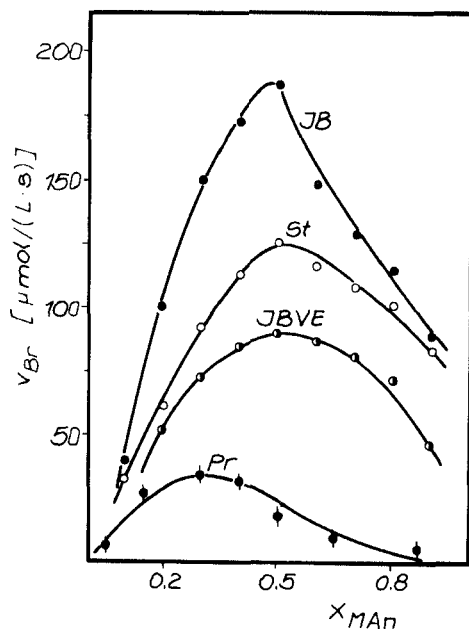


FIG. 5. Dependence of the overall copolymerization rates of isobutene (IB), styrene (St), isobutyl vinyl ether (IBVE), and propene (Pr) on the monomer composition at constant total monomer concentration in dichloroethane (DCE) as solvent. $[\text{Monomer}] + [\text{MAN}] = 1.5 \text{ mol/L}$; $[\text{AIBN}] = 1 \text{ mmol/L}$; solvent, DCE; 60°C .

leads merely to a lowering of the free monomer concentration. However, the correlation between DP and E_A indicates hindrance of addition to the MAN radical chain end because of the complexation by the solvent and cannot be explained by a lowering of the free MAN concentration.

The decrease of v_{Br} from CP to DHDCP, as shown in Table 1, comes from the increasing steric hindrance during the monomer addition. Knowledge of v_{Br} and E_A is insufficient to decide which of the two addition steps is hindered. An analogous dependence is given in Table 3 for the alkenes Et, Pr, 4-MP-1, 2,4,4-TMP-1, and 2,4,4-TMP-2 [4]. The strong deviations for IB and the smaller ones for 2,4,4-TMP-1 in DCE cannot be due only to their high reactivity because of their high e values (from the Q, e scheme, $e = -0.96$ for IB

TABLE 3. Solution Polymerization of Alkenes with MAn^a

Comonomer	ν_{BR} , $\mu\text{mol}/(\text{L}\cdot\text{s})$	$\nu_{BR \text{ max}},$ x_{MAn}^b	$\eta_{sp}/c,$ dL/g
Et ^c	3000	0.2	
Pr	380	0.3	0.6
IB	3700	0.5	16
IB ^d	600-800 ^e	0.4	$\sim 10^e$
4-MP-1	28-30	0.5	0.22
2,4,4-TMP-1	30	0.8	0.8
2,4,4-TMP-2	6.2	0.7	0.22
2,4,4-TMP-2 ^c	4.1	0.6	0.20

^aSolvent: DCE; $[M] = 3 \text{ mol/L}$; $T = 323 \text{ K}$; $[I] = 0.01 \text{ mol/L}$.

^bMole fraction MAn.

^cIn acetone.

^dIn cyclohexanone.

^eRecalculated from measurements with $[I] = 1 \text{ mmol/L}$. Obtained values: $\nu_{BR} = 250 \mu\text{mol}/\text{L}\cdot\text{s}$ and $\eta_{sp}/c = 7.0 \text{ dL/g}$ (on the basis of $[I] = 10 \text{ mmol/L}$).

and $e = -1.77$ for 2,4,4-TMP-1). The assumption of a distinctly reduced termination rate by steric hindrance explains this [5].

The reduced viscosities correlate with the ν_{BR} values and also confirm their course for the deviations with IB and 2,4,4-TMP-1. This demonstrates that the relative change of the molecular weight is determined essentially by the propagation reaction. The ν_{BR} maxima show that addition of the low alkenes to the MAn chain radical is the rate-determining step (Fig. 6).

Enlargement of the substituents at the double bond of the alkene causes the ν_{BR} maximum to shift to higher MAn concentrations because of steric hindrance in the MAn addition to the olefinic radical chain end. The addition rate of the alkenes decreases, moreover, because of the increasing steric hindrance or of the 1,2-substitution but not to such an extent that the ν_{BR} maximum can be shifted in the direction of increased MAn concentration. However, by comparison, the complexation of the MAn radical chain end with a donor solvent (AC, CH, MEK, THF) causes a shift of the ν_{BR} maximum in the

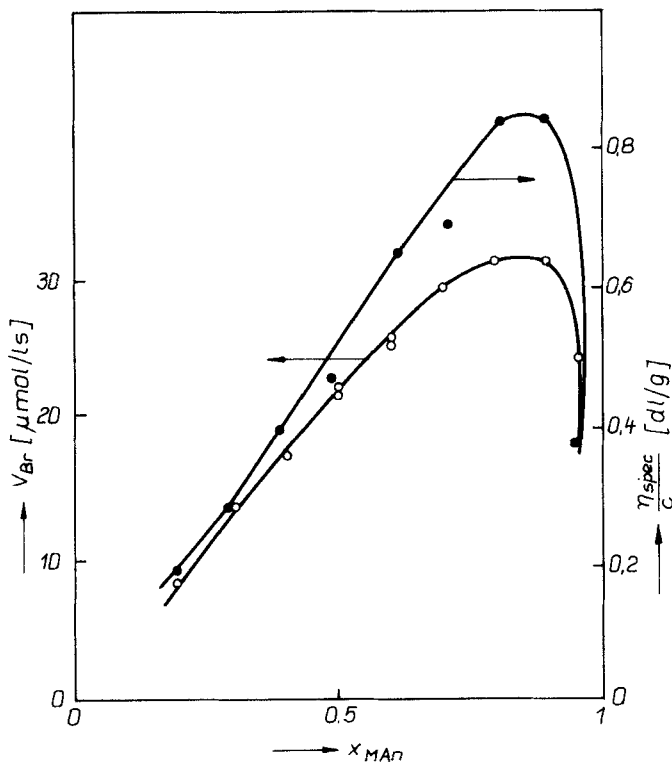


FIG. 6. Dependence of the overall copolymerization rates, and of the reduced viscosities (η_{sp}/c) of 2,4,4-trimethylpentene-1/MAAn on the monomer composition at constant total monomer concentration in dichloroethane as solvent. $[\text{TMP-1}] + [\text{MAAn}] = 1.5 \text{ mol/L}$; $[\text{AIBN}] = 10 \text{ mmol/L}$; 50°C .

direction of higher alkene concentrations, i.e., a lowering of the alkene addition rate. This dependence is overlapped by the electron-donating effect (e value) of the alkenes.

CONCLUSIONS

An overall interpretation is the assumption of a separate addition step of the monomers.

Second, the addition steps of the alkenes can be described in terms of the

difference between the e values of the radical chain end and the alkene. The CT complexation of solvent and monomer with the MAn radical chain end diminishes this difference apart from the geometrical nature of the substituents (especially 1,1- and 1,2-substituents).

Third, the rate of MAn addition to the radical chain end of the alkene is influenced appreciably by steric factors. These results are in accordance with our earlier results describing the mechanism of the radical copolymerization of MAn with donor monomers [6].

REFERENCES

- [1] M. Arnold, *Plaste Kautsch.*, **27**, 10 (1980).
- [2] M. Rätzsch, G. Schicht, and M. Arnold, *Acta Polym.*, **33**, 433 (1982).
- [3] M. Rätzsch, V. Steinert, J. Rochner, and M. Arnold, *Plaste Kautsch.*, **31**, 165 (1984).
- [4] M. Rätzsch, M. Arnold, and V. Steinert, *Acta Polym.*, **36**, 8 (1985).
- [5] M. Rätzsch and M. Arnold, *Makromol. Chem.*, To Be Published.
- [6] M. Rätzsch and V. Steinert, *Ibid.*, **185**, 2411 (1984).

Received January 9, 1986

Revision received June 2, 1986